

MODEL
NUMBER -

LAMINATE
FINISH -

METAL BASE
FINISH -

DRT-20D-16-BH -CH -GM

AR	Aria	GM	Gunmetal
CL	Candlelight	MB	Metallic Beige
CH	Chocolate	SB	Smooth Black
DV	Dolce Vita	SS	Smooth Silver
GR	Grenada	TB	Textured Black
HM	Hard Rock Maple	TN	Textured Nickel
HA	Havana		
PA	Palomino		
WC	White Chocolate		



DRT-20D-16-H

DESCRIPTION –

Drum Table
20" x 16"



DIMENSIONS –

Width 20
Height 16
Cubic Feet 4
Ship Weight 36

OPTIONS –

A/C receptacle with USB port* +395



LOCATED
TOP REAR



POWER WITH
2 USB PORTS

*Not recommended for use in high-risk patient areas

MODEL NO.		PRICE	
DRT-20D-16-H	Laminate drum table	CAD \$	1631

DRT-20D-20-H

DESCRIPTION –

Drum Table
20" x 20"



DIMENSIONS –

Width 20
Height 20
Cubic Feet 5
Ship Weight 42

OPTIONS –

A/C receptacle with USB port* +395



LOCATED
TOP REAR



POWER WITH
2 USB PORTS

*Not recommended for use in high-risk patient areas

MODEL NO.		PRICE	
DRT-20D-20-H	Laminate drum table	CAD \$	1691

DRT-24D-16-H

DESCRIPTION –

Drum Table
24" x 16"



DIMENSIONS –

Width 24
Height 16
Cubic Feet 5
Ship Weight 47

OPTIONS –

A/C receptacle with USB port* +395



LOCATED
TOP REAR



POWER WITH
2 USB PORTS

*Not recommended for use in high-risk patient areas

MODEL NO.		PRICE	
DRT-24D-16-H	Laminate drum table	CAD \$	1751



DRT-24D-20-H

DESCRIPTION –

Drum Table
24" x 20"



DIMENSIONS –

Width 24
Height 20
Cubic Feet 7
Ship Weight 54

OPTIONS –

A/C receptacle with USB port* +395



LOCATED
TOP REAR



POWER WITH
2 USB PORTS

*Not recommended for use in high-risk patient areas

MODEL NO.		PRICE
DRT-24D-20-H	Laminate drum table	CAD \$ 1811

DRT-30D-16-H

DESCRIPTION –

Drum Table
30" x 16"



DIMENSIONS –

Width 30
Height 16
Cubic Feet 8
Ship Weight 65

OPTIONS –

A/C receptacle with USB port* +395



LOCATED
TOP CENTER



POWER WITH
2 USB PORTS

*Not recommended for use in high-risk patient areas

MODEL NO.		PRICE
DRT-30D-16-H	Laminate drum table	CAD \$ 1872

DRT-30D-20-H

DESCRIPTION –

Drum Table
30" x 20"



DIMENSIONS –

Width 30
Height 20
Cubic Feet 10
Ship Weight 73

OPTIONS –

A/C receptacle with USB port* +395



LOCATED
TOP CENTER



POWER WITH
2 USB PORTS

*Not recommended for use in high-risk patient areas

MODEL NO.		PRICE
DRT-30D-20-H	Laminate drum table	CAD \$ 1929



DRT-36D-16-H

DESCRIPTION –

Drum Table
36" x 16"



DIMENSIONS –

Width 36
Height 16
Cubic Feet 12
Ship Weight 86

OPTIONS –

A/C receptacle with USB port* +395



LOCATED
TOP CENTER

POWER WITH
2 USB PORTS

*Not recommended for use in high-risk patient areas

MODEL NO.		PRICE
DRT-36D-16-H	Laminate drum table	CAD \$ 2045

DRT-36D-20-H

DESCRIPTION –

Drum Table
36" x 20"



DIMENSIONS –

Width 36
Height 20
Cubic Feet 15
Ship Weight 97

OPTIONS –

A/C receptacle with USB port* +395



LOCATED
TOP CENTER

POWER WITH
2 USB PORTS

*Not recommended for use in high-risk patient areas

MODEL NO.		PRICE
DRT-36D-20-H	Laminate drum table	CAD \$ 2160

DRT-42D-16-H

DESCRIPTION –

Drum Table
42" x 16"



DIMENSIONS –

Width 42
Height 16
Cubic Feet 16
Ship Weight 110

OPTIONS –

A/C receptacle with USB port* +395



LOCATED
TOP CENTER

POWER WITH
2 USB PORTS

*Not recommended for use in high-risk patient areas

MODEL NO.		PRICE
DRT-42D-16-H	Laminate drum table	CAD \$ 2274



DRT-20D-16-BH-H

DESCRIPTION –

Drum Table, plinth base
20" x 16"



DIMENSIONS –

Width 20
Height 16
Cubic Feet 4
Ship Weight 56

OPTIONS –

A/C receptacle with USB port* +395

LOCATED
TOP REAR

POWER WITH
2 USB PORTS

*Not recommended for use in high-risk patient areas

MODEL NO.		PRICE	
DRT-20D-16-BH-H	Laminate drum table with plinth base	CAD \$	2152

DRT-20D-20-BH-H

DESCRIPTION –

Drum Table, plinth base
20" x 20"



DIMENSIONS –

Width 20
Height 20
Cubic Feet 5
Ship Weight 62

OPTIONS –

A/C receptacle with USB port* +395

LOCATED
TOP REAR

POWER WITH
2 USB PORTS

*Not recommended for use in high-risk patient areas

MODEL NO.		PRICE	
DRT-20D-20-BH-H	Laminate drum table with plinth base	CAD \$	2297

DRT-24D-16-BH-H

DESCRIPTION –

Drum Table, plinth base
24" x 16"



DIMENSIONS –

Width 24
Height 16
Cubic Feet 5
Ship Weight 76

OPTIONS –

A/C receptacle with USB port* +395

LOCATED
TOP REAR

POWER WITH
2 USB PORTS

*Not recommended for use in high-risk patient areas

MODEL NO.		PRICE	
DRT-24D-16-BH-H	Laminate drum table with plinth base	CAD \$	2442



DRT-24D-20-BH-H

DESCRIPTION –

Drum Table, plinth base
24" x 20"



DIMENSIONS –

Width 24
Height 20
Cubic Feet 7
Ship Weight 83

OPTIONS –

A/C receptacle with USB port* +395



LOCATED
TOP REAR



POWER WITH
2 USB PORTS

*Not recommended for use in high-risk patient areas

MODEL NO.		PRICE	
DRT-24D-20-BH-H	Laminate drum table with plinth base	CAD \$	2586

DRT-30D-16-BH-H

DESCRIPTION –

Drum Table, plinth base
30" x 16"



DIMENSIONS –

Width 30
Height 16
Cubic Feet 8
Ship Weight 112

OPTIONS –

A/C receptacle with USB port* +395



LOCATED
TOP CENTER



POWER WITH
2 USB PORTS

*Not recommended for use in high-risk patient areas

MODEL NO.		PRICE	
DRT-30D-16-BH-H	Laminate drum table with plinth base	CAD \$	2731

DRT-30D-20-BH-H

DESCRIPTION –

Drum Table, plinth base
30" x 20"



DIMENSIONS –

Width 30
Height 20
Cubic Feet 10
Ship Weight 121

OPTIONS –

A/C receptacle with USB port* +395



LOCATED
TOP CENTER



POWER WITH
2 USB PORTS

*Not recommended for use in high-risk patient areas

MODEL NO.		PRICE	
DRT-30D-20-BH-H	Laminate drum table with plinth base	CAD \$	2875



DRT-36D-16-BH-H

DESCRIPTION –

Drum Table, plinth base
36" x 16"



DIMENSIONS –

Width 36
Height 16
Cubic Feet 12
Ship Weight 156

OPTIONS –

A/C receptacle with USB port* +395



LOCATED
TOP CENTER



POWER WITH
2 USB PORTS

*Not recommended for use in high-risk patient areas

MODEL NO.		PRICE	
DRT-36D-16-BH-H	Laminate drum table with plinth base	CAD \$	3076

DRT-36D-20-BH-H

DESCRIPTION –

Drum Table, plinth base
36" x 20"



DIMENSIONS –

Width 36
Height 20
Cubic Feet 15
Ship Weight 166

OPTIONS –

A/C receptacle with USB port* +395



LOCATED
TOP CENTER



POWER WITH
2 USB PORTS

*Not recommended for use in high-risk patient areas

MODEL NO.		PRICE	
DRT-36D-20-BH-H	Laminate drum table with plinth base	CAD \$	3278

DRT-42D-16-BH-H

DESCRIPTION –

Drum Table, plinth base
42" x 16"



DIMENSIONS –

Width 42
Height 16
Cubic Feet 16
Ship Weight 205

OPTIONS –

A/C receptacle with USB port* +395



LOCATED
TOP CENTER



POWER WITH
2 USB PORTS

*Not recommended for use in high-risk patient areas

MODEL NO.		PRICE	
DRT-42D-16-BH-H	Laminate drum table with plinth base	CAD \$	3481



DRT-20D-16-H-S

DESCRIPTION –

Drum Table
20" x 16"



DIMENSIONS –

Width 20
Height 16
Cubic Feet 4
Ship Weight 17

OPTIONS –

A/C receptacle with USB port* +395



LOCATED
TOP REAR



POWER WITH
2 USB PORTS

*Not recommended for use in high-risk patient areas

MODEL NO.		PRICE	
DRT-20D-16-H-S	Laminate drum table, solid surface top	CAD \$	1842

DRT-20D-20-H-S

DESCRIPTION –

Drum Table
20" x 20"



DIMENSIONS –

Width 20
Height 20
Cubic Feet 5
Ship Weight 20

OPTIONS –

A/C receptacle with USB port* +395



LOCATED
TOP REAR



POWER WITH
2 USB PORTS

*Not recommended for use in high-risk patient areas

MODEL NO.		PRICE	
DRT-20D-20-H-S	Laminate drum table, solid surface top	CAD \$	1925

DRT-24D-16-H-S

DESCRIPTION –

Drum Table
24" x 16"



DIMENSIONS –

Width 24
Height 16
Cubic Feet 5
Ship Weight 22.5

OPTIONS –

A/C receptacle with USB port* +395



LOCATED
TOP REAR



POWER WITH
2 USB PORTS

*Not recommended for use in high-risk patient areas

MODEL NO.		PRICE	
DRT-24D-16-H-S	Laminate drum table, solid surface top	CAD \$	1985



DRT-24D-20-H-S

DESCRIPTION –

Drum Table
24" x 20"



DIMENSIONS –

Width 24
Height 20
Cubic Feet 7
Ship Weight 26

OPTIONS –

A/C receptacle with USB port* +395



LOCATED
TOP REAR



POWER WITH
2 USB PORTS

*Not recommended for use in high-risk patient areas

MODEL NO.		PRICE	
DRT-24D-20-H-S	Laminate drum table, solid surface top	CAD \$	2095

DRT-30D-16-H-S

DESCRIPTION –

Drum Table
30" x 16"



DIMENSIONS –

Width 30
Height 16
Cubic Feet 8
Ship Weight 31

OPTIONS –

A/C receptacle with USB port* +395



LOCATED
TOP CENTER



POWER WITH
2 USB PORTS

*Not recommended for use in high-risk patient areas

MODEL NO.		PRICE	
DRT-30D-16-H-S	Laminate drum table, solid surface top	CAD \$	2205

DRT-30D-20-H-S

DESCRIPTION –

Drum Table
30" x 20"



DIMENSIONS –

Width 30
Height 20
Cubic Feet 10
Ship Weight 35

OPTIONS –

A/C receptacle with USB port* +395



LOCATED
TOP CENTER



POWER WITH
2 USB PORTS

*Not recommended for use in high-risk patient areas

MODEL NO.		PRICE	
DRT-30D-20-H-S	Laminate drum table, solid surface top	CAD \$	2262



DRT-36D-16-H-S

DESCRIPTION –

Drum Table
36" x 16"



DIMENSIONS –

Width 36
Height 16
Cubic Feet 12
Ship Weight 41

OPTIONS –

A/C receptacle with USB port* +395



LOCATED
TOP CENTER



POWER WITH
2 USB PORTS

*Not recommended for use in high-risk patient areas

MODEL NO.		PRICE	
DRT-36D-16-H-S	Laminate drum table, solid surface top	CAD \$	2538

DRT-36D-20-H-S

DESCRIPTION –

Drum Table
36" x 20"



DIMENSIONS –

Width 36
Height 20
Cubic Feet 15
Ship Weight 46

OPTIONS –

A/C receptacle with USB port* +395



LOCATED
TOP CENTER



POWER WITH
2 USB PORTS

*Not recommended for use in high-risk patient areas

MODEL NO.		PRICE	
DRT-36D-20-H-S	Laminate drum table, solid surface top	CAD \$	2646

DRT-42D-16-H-S

DESCRIPTION –

Drum Table
42" x 16"



DIMENSIONS –

Width 42
Height 16
Cubic Feet 16
Ship Weight 53

OPTIONS –

A/C receptacle with USB port* +395



LOCATED
TOP CENTER



POWER WITH
2 USB PORTS

*Not recommended for use in high-risk patient areas

MODEL NO.		PRICE	
DRT-42D-16-H-S	Laminate drum table, solid surface top	CAD \$	2849



DRT-20D-16-BH-H-S

DESCRIPTION –

Drum Table, plinth base
20" x 16"





DIMENSIONS –

Width 20
Height 16
Cubic Feet 4
Ship Weight 72.5

OPTIONS –

A/C receptacle with USB port* +395



LOCATED TOP REARPOWER WITH 2 USB PORTS

*Not recommended for use in high-risk patient areas

MODEL NO.		PRICE
DRT-20D-16-BH-H-S	Laminate, plinth base, solid surface top	CAD \$ 2363

DRT-20D-20-BH-H-S

DESCRIPTION –

Drum Table, plinth base
20" x 20"





DIMENSIONS –

Width 20
Height 20
Cubic Feet 5
Ship Weight 78

OPTIONS –

A/C receptacle with USB port* +395



LOCATED TOP REARPOWER WITH 2 USB PORTS

*Not recommended for use in high-risk patient areas

MODEL NO.		PRICE
DRT-20D-20-BH-H-S	Laminate, plinth base, solid surface top	CAD \$ 2508

DRT-24D-16-BH-H-S

DESCRIPTION –

Drum Table, plinth base
24" x 16"





DIMENSIONS –

Width 24
Height 16
Cubic Feet 5
Ship Weight 82.5

OPTIONS –

A/C receptacle with USB port* +395



LOCATED TOP REARPOWER WITH 2 USB PORTS

*Not recommended for use in high-risk patient areas

MODEL NO.		PRICE
DRT-24D-16-BH-H-S	Laminate, plinth base, solid surface top	CAD \$ 2712



DRT-24D-20-BH-H-S

DESCRIPTION –

Drum Table, plinth base
24" x 20"



DIMENSIONS –

Width 24
Height 20
Cubic Feet 7
Ship Weight 88

OPTIONS –

A/C receptacle with USB port* +395



LOCATED
TOP REAR



POWER WITH
2 USB PORTS

*Not recommended for use in high-risk patient areas

MODEL NO.		PRICE
DRT-24D-20-BH-H-S	Laminate, plinth base, solid surface top	CAD \$ 2857

DRT-30D-16-BH-H-S

DESCRIPTION –

Drum Table, plinth base
30" x 16"



DIMENSIONS –

Width 30
Height 16
Cubic Feet 8
Ship Weight 81

OPTIONS –

A/C receptacle with USB port* +395



LOCATED
TOP CENTER



POWER WITH
2 USB PORTS

*Not recommended for use in high-risk patient areas

MODEL NO.		PRICE
DRT-30D-16-BH-H-S	Laminate, plinth base, solid surface top	CAD \$ 3051

DRT-30D-20-BH-H-S

DESCRIPTION –

Drum Table, plinth base
30" x 20"



DIMENSIONS –

Width 30
Height 20
Cubic Feet 10
Ship Weight 85

OPTIONS –

A/C receptacle with USB port* +395



LOCATED
TOP CENTER



POWER WITH
2 USB PORTS

*Not recommended for use in high-risk patient areas

MODEL NO.		PRICE
DRT-30D-20-BH-H-S	Laminate, plinth base, solid surface top	CAD \$ 3194



DRT-36D-16-BH-H-S

DESCRIPTION –

Drum Table, plinth base
36" x 16"



DIMENSIONS –

Width 36
Height 16
Cubic Feet 12
Ship Weight 114

OPTIONS –

A/C receptacle with USB port* +395



LOCATED
TOP CENTER



POWER WITH
2 USB PORTS

*Not recommended for use in high-risk patient areas

MODEL NO.		PRICE
DRT-36D-16-BH-H-S	Laminate, plinth base, solid surface top	CAD \$ 3564

DRT-36D-20-BH-H-S

DESCRIPTION –

Drum Table, plinth base
36" x 20"



DIMENSIONS –

Width 36
Height 20
Cubic Feet 15
Ship Weight 130

OPTIONS –

A/C receptacle with USB port* +395



LOCATED
TOP CENTER



POWER WITH
2 USB PORTS

*Not recommended for use in high-risk patient areas

MODEL NO.		PRICE
DRT-36D-20-BH-H-S	Laminate, plinth base, solid surface top	CAD \$ 3765

DRT-42D-16-BH-H-S

DESCRIPTION –

Drum Table, plinth base
42" x 16"



DIMENSIONS –

Width 42
Height 16
Cubic Feet 16
Ship Weight 150

OPTIONS –

A/C receptacle with USB port* +395



LOCATED
TOP CENTER



POWER WITH
2 USB PORTS

*Not recommended for use in high-risk patient areas

MODEL NO.		PRICE
DRT-42D-16-BH-H-S	Laminate, plinth base, solid surface top	CAD \$ 4048